

Washington Report


A Look Back and a Look Ahead

APS 2007 DAMOP Meeting, Calgary

Michael S. Lubell

APS Director of Public Affairs

CCNY Professor of Physics



APS Washington Office Staff

- Kimberly Duncan* (Policy Fellow)
- Michael Lubell* (Director)
- Brian Mosley (LC)
- Steve Pierson* (Head Govt Relations)
- Jeannette Russo (Office Manager)
- Francis Slakey* (Assoc Director)
- Tawanda Johnson (Press Secretary)

*Lobbyists

APS Washington Office: What We Do

- Lobbying (PPC)
 - ✓ Direct
 - ✓ Grass Roots
 - ✓ Coalitions: ESC, CNSF, Task Force, etc.
- Policy Reports (POPA)
- APS News
 - ✓ “Inside the Beltway”
 - ✓ “Washington Dispatch”
- APS Capitol Hill Quarterly aka CHQ
- Web Site: Public Affairs Pages
- Media Relations on Policy Op-Eds
 - ✓ News Advisories and Releases
 - ✓ Writing Workshops at APS Meetings

APS Washington Office

Current Issues

- Energy/Environment
- Education/Workforce
- Research Funding
- Defense/Non-Proliferation
- Intelligent Design

APS Washington Office

Current Issues

- Energy/Environment
- Education/Workforce
- *Research Funding*
- Defense/Non-Proliferation
- Intelligent Design

Task Force for the Future of American Innovation

Endorsing Organizations

AAU
1900

acm

USACM

AACSB

AEA
Advancing the Business of Technology

Agilent Technologies

AMERICAN INSTITUTE OF PHYSICS
2012-2006
75 Years of Service

AMERICAN SOCIETY OF ENGINEERING EDUCATION
ASSE

Battelle
The Business of Innovation

ASTRA

Business-Higher Education Forum

BR

Center for ACCELERATING INNOVATION

CompTIA

Council on Competitiveness

CRA
COMPUTING RESEARCH ASSOCIATION

EIA
Electronic Industries Alliance

Google

IBM

intel

LUNA INNOVATIONS

Microsoft

NAM
National Association of Manufacturers

National Association of State Universities and Land-Grant Colleges

NORTHROP GRUMMAN

TI INTERNATIONAL


THE SCIENCE COALITION

SIA
SEMICONDUCTOR INDUSTRY ASSOCIATION

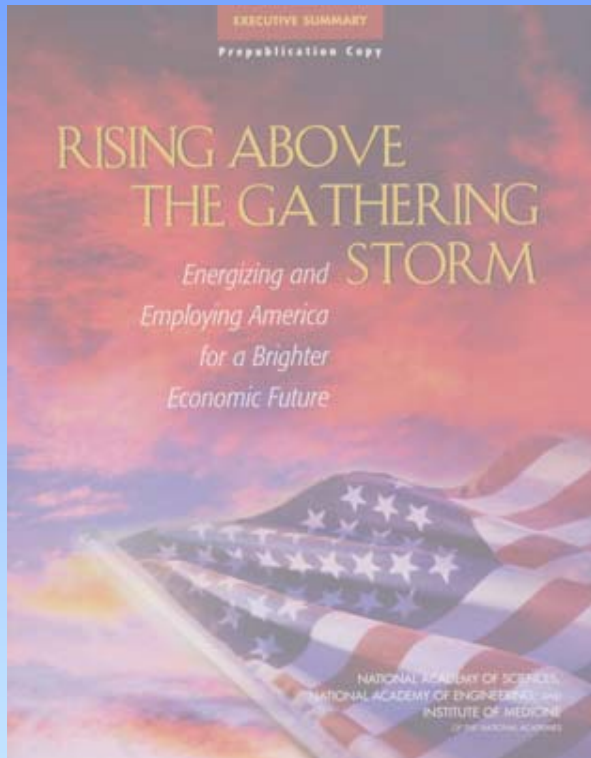
SURA
Southeastern Universities Research Association

TEXAS INSTRUMENTS

TIA



National Academies Report Democratic & Republican Proposals



FY 2007 Appropriations

October 1, 2006

Account	FY05 (\$B)	FY06 (\$B)	FY07 (\$B)	FY07 Request		Congress			
				(\$B)	% Change	House (\$B)	Senate (\$B)	Conf (\$B)	% Change
DOE Science	3.57	3.47		4.10	+18	4.10	<u>4.17</u>		
DOE Renewables	1.21	1.16		1.17	+0.8	1.17	<u>1.17</u>		
NSF	5.48	5.58		6.02	+7.8	6.02	<u>5.99</u>		
NIST STRS	0.37	0.38		0.47	+18	0.47	<u>0.47</u>		
NIST ATP	0.11	0.06		0.00	-100	0.00	<u>0.00</u>		
DOD 6.1	1.49	1.47	1.54	1.42	-3	1.56	1.48	1.54	4.5
DOD 6.2	4.79	5.17	5.21	4.48	-13	5.25	4.81	5.21	0.7
NASA Science	5.50	5.25		5.33	+1	5.41	<u>5.4</u>		

Adjusted for earmarks

Action by Appropriations Committee only



FY 2007 Appropriations

December 15, 2006 Plan

Account	FY05 (\$B)	FY06 (\$B)	FY07 (\$B)	FY07 Request		Congress			
				(\$B)	% Change	House (\$B)	Senate (\$B)	FY07 CR (\$B)	% Change
DOE Science	3.57	3.47		4.10	+18	4.10	<u>4.17</u>	3.47	0.0
DOE Renewables	1.21	1.16		1.17	+0.8	1.17	<u>1.17</u>	1.16	0.0
NSF	5.48	5.58		6.02	+7.8	6.02	<u>5.99</u>	5.58	0.0
NIST STRS	0.37	0.38		0.47	+18	0.47	<u>0.47</u>	0.38	0.0
NIST ATP	0.11	0.06		0.00	-100	0.00	<u>0.00</u>	0.06	0.0
DOD 6.1	1.49	1.47	1.54	1.42	-3	1.56	1.48		4.5
DOD 6.2	4.79	5.17	5.21	4.48	-13	5.25	4.81		0.7
NASA Science	5.50	5.25		5.33	+1	5.41	<u>5.4</u>	5.25	0.0

Adjusted for earmarks

Action by Appropriations Committee only



We Were Prepared! October 2006 APS Forecast

- Election outcomes
 - **Scenario 1. Neither chamber changes hands**
 - **Scenario 2 Both chambers change hands**
 - **Scenario 3 Dems take over House only**
 - **Scenario 4 Dems take over Senate only**
- Possible appropriations scenarios
 - **Omnibus appropriations**
 - **Minibus appropriations**
 - **CR until February 2007 or longer**
 - **Year-long CR**

The FY 2007 Mess and How It Got Cleaned Up

The Inside Story

- ❖ **Dec 06 Obey and Byrd plan year-long CR with no exceptions**
 - **Intelligence and Advocacy**
 - **Holt**
 - **DeLauro**
 - **Which agencies? DOE, NIST, NSF**
 - **Media: Bill Broad (NYT), NPR “Science Friday”**
 - **APS Alert**

The FY 2007 Mess and How It Got Cleaned Up

The Inside Story

- ❖ **Dec 06 Obey and Byrd plan year-long CR with no exceptions**
 - **The Schumer Strategy**
 - **BNL Management**
 - **Jim Simons**
 - **The Pelosi Strategy**
 - **Eshoo**
 - **AeA, SIA, TI, Task Force on Future of American Innovation**
 - **California Research Universities, Northrup Grumman**
 - **Lofgren**
 - **Miller**
 - **DeLauro**
 - **Emanuel**

The FY 2007 Mess and How It Got Cleaned Up

The Inside Story

- ❖ **Dec 06** Obey and Byrd plan year-long CR with no exceptions
- ❖ **Jan 07** Obey and Byrd agree to limited adjustments
 - **Targeting the appropriations subcommittees**
 - **Senate CJS (Mikulski and Shelby)**
 - AAU, NASULGC
 - 200 APS letters to Mikulski
 - Lieberman “Dear Colleague” (23 total but only 3 R)
 - **Senate Energy & Water (Dorgan & Domenici)**
 - Alexander-Bingaman “Dear Colleague” (45 total: 27 D 18 R)
 - Domenici
 - Schumer

The FY 2007 Mess and How It Got Cleaned Up

The Inside Story

- ❖ **Dec 06** Obey and Byrd plan year-long CR with no exceptions
- ❖ **Jan 07** Obey and Byrd agree to limited adjustments
 - **Targeting the appropriations subcommittees**
 - **House CJS (Mollohan and Frelinghuysen)**
 - **MSL**
 - **AAU and NASULGC**
 - **Princeton**
 - **Holt, Ehlers, Gordon**
 - **House Energy & Water (Visclosky and Hobson)**
 - **Holt, Tauscher, Biggert**
 - **Indiana University Presidents**
 - **DeLauro**


FY 2007 Appropriations

February 15, 2007 Enacted

Account	FY05 (\$B)	FY06 (\$B)	FY07 (\$B)	FY07 Request		Congress			
				(\$B)	% Change	House (\$B)	Senate (\$B)	FY07 CR (\$B)	% Change
DOE Science	3.57	3.47		4.10	+18	4.10	<u>4.17</u>	3.80	9.4
DOE Renewables	1.21	1.16		1.17	+0.8	1.17	<u>1.17</u>	1.46	25.9
NSF	5.48	5.58		6.02	+7.8	6.02	<u>5.99</u>	5.91	5.9
NIST STRS	0.37	0.38		0.47	+18	0.47	<u>0.47</u>	0.43	13.1
NIST ATP	0.11	0.06		0.00		0.00	<u>0.00</u>	0.06	
DOD 6.1	1.49	1.47	1.54	1.42	-3	1.56	1.48		4.5
DOD 6.2	4.79	5.17	5.21	4.48	-13	5.25	4.81		0.7
NASA Science	5.50	5.25		5.33	+1	5.41	<u>5.4</u>	5.25	0.0

Adjusted for earmarks

Action by Appropriations Committee only



Status of FY 2008 Appropriations

Account	FY05 (\$B)	FY06 (\$B)	FY07 (\$B)	FY08 Request		Congress				
				(\$B)	% Change	House Approps (\$B)				
DOE Science DOE Renewables	3.57	3.47 1.16	3.80 1.46	4.40 1.23	+15.8 -15.6	4.516				
NSF	5.48	5.58	5.91	6.43	+8.8					
NIST STRS NIST ATP	0.38	0.40 0.06	0.43 0.06	0.50 0.00	+17.2 -100					
DOD 6.1	1.49	1.47	1.54	1.42	-7.8					
DOD 6.2	4.79	5.17	5.21	4.36	-16.3					
NASA Science	5.50	5.25	5.25	5.52	NA					

Adjusted for earmarks

NASA Science accounting changed in FY 08



***That's all
folks!***

